



Belgo Weekly eNews

Have a wonderful Spring
Break!


We will see you again on
Tuesday, April 2nd.




March Madness Winners!



Chosen by Mme Milnes




Chosen by Ms. Pudlas



Chosen by Mrs. Hayward

AIR BANDS



Belgo's Student Learning Priorities



- To improve reading for all learners while fostering the joy of reading.
- To make Belgo a place where all students feel a sense of belonging, and play a role in creating a caring community.



20 ways to keep kids busy at home during Spring Break

Active for Life article

[Click Here](#)



Upcoming Events

April 2- School reopens after the Spring Break

April 18- Early Learning for Families (for our 3-5 year olds). More info to come!

May 20- Victoria Day (no school)



ÉCOLE BELGO ELEMENTARY SCHOOL CALENDAR FOR 2024-25

School District No. 23 (Central Okanagan Public Schools)

125 Adventure Road, Kelowna, B.C. V1X 1N3

Phone: (250) 870-5115 www.bge.sd23.bc.ca



Days in session	190
Number of days of instruction	183
Number of non-instructional days	7
Schools open – Tuesday only, 8:30-11:00	Tuesday, September 3, 2024
National Day of Truth and Reconciliation (schools closed)	Monday, September 30, 2024
Early Dismissal at 12:00 for Parent-Teacher Conferences	Wednesday, October 9, 2024
Early Dismissal at 12:00 for Parent-Teacher Conferences	Thursday, October 10, 2024
Administrative Implementation Day	Friday, October 11, 2024
Thanksgiving Day (schools closed)	Monday, October 14, 2024
Teacher Professional Day	Friday, October 25, 2024
Remembrance Day (schools closed)	Monday, November 11, 2024
First Written Learning Update	Wednesday, December 18, 2024
School closes for Winter vacation at 2:30	Friday, December 20, 2024
Winter vacation period (schools closed)	Monday, December 23 – Friday, January 3, 2025
Statutory Holiday New Years Day (schools closed)	Wednesday, January 1, 2025
School reopens after Winter vacation	Monday, January 6, 2025
Early Dismissal at 12:00 for Parent-Teacher Conferences	Thursday, February 6, 2025
Early Dismissal at 12:00 for Parent-Teacher Conferences	Friday, February 7, 2025
Teacher Professional Day (Support Staff In-Service Day)	Friday, February 14, 2025
Family Day (schools closed)	Monday, February 17, 2025
Second Written Learning Update	Wednesday, March 12, 2025
School closes for Spring vacation at 2:30	Friday, March 14, 2025
Spring vacation period (schools closed)	March 17 – March 28, 2025
School reopens after Spring vacation	Monday, March 31, 2025
Good Friday (schools closed)	Friday, April 18, 2025
Easter Monday (schools closed)	Monday, April 21, 2025
Victoria Day (schools closed)	Monday, May 19, 2025
Last Day of School and Third Written Learning Update	Thursday, June 26, 2025
Administrative Day (students do not attend)	Friday, June 27, 2025
Schools close	Friday, June 27, 2025

Bell Schedule for 2024-25

8:27	Welcome Bell
8:30	Morning Classes Begins
11:00	Lunch/Outdoor Play
11:30	Lunch/Outdoor Play
11:58	Lunch completes
11:58	Afternoon classes begin
1:20	Recess
1:35	Final period
2:30	Dismissal

Early Dismissal Days for 2024-25

Wednesday, October 9, 2024 (dismissal at 12:00)
Thursday, October 10, 2024 (dismissal at 12:00)
Thursday, February 6, 2025 (dismissal at 12:00)
Friday, February 7, 2025 (dismissal at 12:00)

Staff In-Service Days for 2024-25

Friday, October 11, 2024
Friday, October 25, 2024
Friday, February 14, 2025

Statutory Holidays are highlighted in the above calendar.



Parent Pedestrian Tips

As adults, much of our knowledge around street safety seems second nature, but for kids and teenagers, the street can be distracting, resulting in potential danger. Teaching your children how to be safe as pedestrians, especially in busy cities, allows them to safely manage the day-to-day noises and interactions wherever they go.

Here are five tips that can help your children stay safe and prepare for threats they may encounter as pedestrians.

1. Teach children to **pay attention by looking left, right and left again when crossing the street**. Always stop at the curb and explain the consequences of not paying close attention so that they understand what is expected of them as pedestrians.
2. Set an example for your kids by **abiding by traffic signs at all times and using crosswalks** and crossing indicators to teach your child when it's safe to cross the street. Teach kids under 10 to use their senses to watch, wait and listen for passing cars. Kids under 10 should always cross the street with an adult, as they may not be able to determine the speed of passing cars. Always walk with purpose when crossing the street.
3. **Always use the sidewalk**. If there's no sidewalk, always walk facing traffic and as far to the left as possible. Wear bright colors or reflectors at night. Make sure preteens are always looking up from their phones and devices especially when crossing the street.
4. Teach your kids how to **watch and interact safely with cars**. This means not allowing them to run or dart in front of moving cars whether the cars are backing up, parking or turning in parking lots, yards and driveways. Many children are struck because cars failed to see them. Making eye contact and visibly waving at the driver before crossing in front of a car will help with a safe crossing.
5. **Make street safety interactive**. As you walk, ask your child what they would do in certain situations, like using the crosswalk for example, and let them explain in their own words. This shows that they understand the boundaries of pedestrian safety.



École Belgo Elementary

Parents are encouraged to read this to their kids to teach them about getting to school

KIDS, BE STREET S.M.A.R.T.!

SIDEWALKS:

Use sidewalks! Stay on the inside edge, and stand away from the edge when you want to cross the street. If there is no sidewalk, walk facing traffic so that you can see oncoming vehicles.

MUSIC:

If you are listening to music, remove one earpiece while crossing the street or walking in your neighbourhood, so you can hear the traffic around you.

ATTENTION:

Watch out for moving vehicles backing out of driveways, back alleys, and in parking lots.

ROAD CROSSING:

Always cross at an intersection or crosswalk. To cross safely, make eye contact with the drivers in all lanes to make sure they are stopped.

TEAM UP:

It's safer and more fun to walk to school with family or friends and good exercise too.

Neighborhood Safety Tips

BC TRANSIT Parents and children can take a bus route together a few times before the kids go solo. Ask the bus driver if you have questions.

SAFETY IN NUMBERS

Team up with another parent or neighbor to share the responsibilities of walking to and from school. If students are older, encourage them to walk with friends or older siblings.

AWARENESS AND INDEPENDENCE

Teach your children how to stay safe by identifying friendly neighbours or safe public places. Warn them about high traffic areas or corners that might hide hazards. Exploring and teaching kids about your community and city at a young age are lessons that will help them travel safer.



Park & Walk

Families who are unable to walk all the way to school can still contribute to improved traffic safety and healthy schools. Park at your school's designated area or, park legally on a street away from the school. Walk the last few blocks with your children, allowing them to enjoy a little extra active time outdoors.



Scan for Pedestrian Safety video.

S.U.P.E.R. Bike Safety

Practice these bike safety tips at all times when riding your bike!

Signs: Use your hand signals when riding your bike and obey traffic signs.

Use caution: Leave space when riding next to parked cars and watch out for doors swinging open. Wear light or bright coloured clothing, bike lights and reflectors, so you can be easily seen.

Protection: Wear your helmet when riding your bike - it's the law.

Eye contact: Make eye contact with other road users (drivers and pedestrians) to improve safety for everyone.

Right hand side: Ride your bike single file and as far to the right hand side of the road as possible. Use bike lanes if they are available.



**Parents...
please drive
safely when
dropping off
or picking up
your children.**